



## Holywell Primary School and Nursery

### Whole School Handwriting Long Term Plan (Kinetic Letters Approach)

Handwriting is taught using the Kinetic Letters programme to develop fluent, legible and automatic writing. The approach prioritises correct physical development, secure letter formation and efficient movement patterns to reduce cognitive load during writing.

Pupils are taught handwriting through a structured progression:

- Early physical development (EYFS)
- Letter formation and positioning (Reception/KS1)
- Fluency, joins and automaticity (KS2)

Handwriting is explicitly taught and then applied across the curriculum to support composition.

<b>Key Pedagogical Principles</b>	<b>Assessment &amp; Monitoring</b>
<ul style="list-style-type: none"><li>• Explicit instruction: clear modelling of letter formation and joins</li><li>• Deliberate practice: regular, short, focused sessions</li><li>• Physical readiness: posture, grip and movement taught first</li><li>• Consistency: same language and expectations across school</li><li>• Application: handwriting applied in all writing tasks</li><li>• Intervention: targeted support for pupils not yet automatic</li></ul>	<ul style="list-style-type: none"><li>• Formative assessment during sessions (grip, posture, formation)</li><li>• Book looks (presentation, consistency across subjects)</li><li>• Identification of pupils:<ul style="list-style-type: none"><li>○ Not forming correctly</li><li>○ Not automatic</li></ul></li><li>• Targeted interventions (fine motor / re-teach formation)</li></ul>




## Progression Overview

Year Group	Focus	Key knowledge & skills:	Provision & teaching:	Outcome by end of year:
<b>Nursery</b> Pre-Kinetic Foundations	Gross motor → control → readiness	<ul style="list-style-type: none"> <li>• Core strength, shoulder stability, bilateral coordination</li> <li>• Large arm movements (anti-clockwise + push/pull patterns)</li> <li>• Developing pencil grip readiness</li> <li>• Mark-making with meaning</li> </ul>	<ul style="list-style-type: none"> <li>• Dough Disco / Squiggle Whilst You Wiggle style activities</li> <li>• Vertical surfaces, large-scale mark-making</li> <li>• Fine motor provision (threading, tweezers, playdough)</li> </ul>	<ul style="list-style-type: none"> <li>• Children can control large movements and begin purposeful mark-making</li> </ul>
<b>Reception</b> Kinetic Readiness → Early Formation	4 shapes + movement patterns	<ul style="list-style-type: none"> <li>• Secure tripod grip (or developmentally appropriate)</li> <li>• Body position: feet flat, paper tilt, relaxed shoulders</li> <li>• Learn Kinetic Letters “4 shapes”:               <ul style="list-style-type: none"> <li>○ Straight lines</li> <li>○ Diagonal lines</li> <li>○ Anti-clockwise curves</li> <li>○ Clockwise curves</li> </ul> </li> </ul>	<ul style="list-style-type: none"> <li>• Daily short sessions</li> <li>• Air writing → large scale → small scale</li> <li>• Introduce correct letter formation</li> </ul>	<ul style="list-style-type: none"> <li>• Most letters correctly formed</li> <li>• Writing sits on line (with support)</li> <li>• Beginning consistency in size/orientation</li> </ul>



<p><b>Year 1</b></p> <p>Formation Secure &amp; Orientation</p>	<p>Consistency and control</p>	<ul style="list-style-type: none"> <li>• Correct formation of all letters (lowercase + capitals)</li> <li>• Orientation: sit on line, correct size (tall/short letters)</li> <li>• Spacing between words</li> </ul>	<ul style="list-style-type: none"> <li>• Daily discrete handwriting</li> <li>• Modelling + guided practice + independent application</li> </ul>	<ul style="list-style-type: none"> <li>• Letters formed correctly and consistently</li> <li>• Writing increasingly neat and legible</li> </ul>
<p><b>Year 2</b></p> <p>Fluency &amp; Introduction to Joins</p>	<p>Automaticity + simple joins</p>	<ul style="list-style-type: none"> <li>• Writing becomes more fluent and less effortful</li> <li>• Introduce joins:             <ul style="list-style-type: none"> <li>○ Diagonal joins</li> <li>○ Horizontal joins</li> </ul> </li> <li>• Maintain size, orientation and spacing</li> </ul>	<ul style="list-style-type: none"> <li>• Daily discrete sessions</li> <li>• Application in extended writing</li> <li>• Intervention for children still insecure in formation</li> </ul>	<ul style="list-style-type: none"> <li>• Most pupils writing fluently with correct formation</li> <li>• Some consistent joining emerging</li> </ul>
<p><b>Year 3–4</b></p> <p>Joining &amp; Consistency</p>	<p>Efficient, joined handwriting</p>	<ul style="list-style-type: none"> <li>• Secure use of joins in most writing</li> <li>• Consistent size, spacing and alignment</li> <li>• Increased writing speed without loss of legibility</li> </ul>	<ul style="list-style-type: none"> <li>• Daily handwriting sessions + application</li> <li>• Focus on common errors (e.g. inconsistent joins)</li> <li>• Reinforcement through editing and presentation expectations</li> </ul>	<ul style="list-style-type: none"> <li>• Joined handwriting is the norm</li> <li>• Legible and consistent across subjects</li> </ul>
<p><b>Year 5–6</b></p> <p>Automaticity &amp; Personal Style</p>	<p>Fluency, speed and style</p>	<ul style="list-style-type: none"> <li>• Fluent, automatic handwriting</li> </ul>	<ul style="list-style-type: none"> <li>• Daily handwriting sessions + application</li> <li>• Focus on presentation expectations</li> </ul>	<ul style="list-style-type: none"> <li>• Handwriting is efficient and supports composition</li> </ul>



		<ul style="list-style-type: none"><li>• Ability to adapt style (print/joined) depending on purpose</li><li>• Writing at speed for extended tasks</li></ul>	<ul style="list-style-type: none"><li>• Intervention for pupils not yet automatic</li></ul>	<ul style="list-style-type: none"><li>• Pupils write legibly at speed across the curriculum</li></ul>
--	--	--	---	---


## Teaching Overview

The Year plans (Teacher Book pp.6.03-6.11) give a weekly target focus from each Thread which repeat through the year to deepen practise and achieve automaticity. The design of the plans makes them adaptable for different ages and starting points (below). For Nursery Year plans are not appropriate, but staff should complete the *Unjoined Training* and use the Foundation Book to guide their provision (see Training Notes p.6). For Reception classes 1. The appropriate provision and organisation develops as the year progresses: Apart from organising the provision for building strength and the foundations of Pencil Hold, much of the direct teaching of the weekly focus targets in the first few weeks will be in small groups. However, once pupils can work as a class teach the letters using the Strategies for Learning (Foundation Book 3.10) and the Digital Teaching Turtle for front of class demonstration.



Kinetic Letters Reception Planning Document

	wk	Focus: Building Strength	Focus: 6 Letter Moves & single letters	Begin foundations as appropriate	Focus: Flow movement	
Term 1 overview	1	Animal positions: Finger rhymes	6 Moves. Monkeys/Tree. Turtle	3 Friends. Finger workouts	Flow: Feeling/language in movement	
	2	Floor Push-ups. Monkey bars	Jumper Family: h n m	Bead pick up. Pencil Pick Up: step 1	Flow: Feeling/language in movement	
	3	Echo-clapping. Crawling	Jumper Family: r b p	Pencil Pick Up: steps 1-4	Flow: Feeling/language in movement	
	4	Hand Strength/Dexterity targets	Abracadabra Family: c o a d	Pencil Pick Up: steps 1-4	Flow: Feeling/language in movement	
	5	Integrate Finger rhymes/Finger workout	Abracadabra Family: g s	Pencil Pick Up	Flow: Feeling/language in movement	
	6	Use of Writing/Helping Hand	Window Cleaner Family: l t i u	Pencil Checks	Flow: Feeling/language in movement	
			<b>Focus: Strength &amp; Dexterity</b>	<b>Focus: Single letters</b>	<b>Focus: Pencil Pick Up routine</b>	<b>Focus: Flow movement</b>
	7	Review provision/Strength targets	Squirter: e & Fisher Family: j y f	Pencil Pick Up	Flow: Feeling/language in movement	
	8	Writing Positions	Slider Family: v w x z k	Pencil Checks	Flow: Feeling/language in movement	
	9	Review use of Animal positions	Jumper Family: h n m r b p	Monkey Smile targets (shapes)	Flow: Feeling/language in movement	
	10	Hand strength/Dexterity targets	Abracadabra Family: c o a d g q s	Pencil Pick Up	Flow: Feeling/language in movement	
	11	Writing Positions	Window Cleaner Family: l t i u & w	Monkey Smile targets (letters)	Flow: Doodle Trails	
12	Set strength targets for holiday	Squirter: e & Fisher Family: j y f (g)	Pencil Pick Up/Pencil Checks	Flow: Doodle Trails		
		<b>Focus: Strength/Writing Position</b>	<b>Focus: Single letters (extn pairs)</b>	<b>Focus: Pencil Pick Up routine</b>	<b>Focus: Snuggling/spacing</b>	
Term 2 overview	1	Review provision/Set Strength targets	Jumper Family. Quick Tree symbol	Review Pencil Hold progress	Snuggling Target letters 3BT-a	
	2	Review/Check Writing Positions	Abracadabra Family: c o a d	Pencil Pick up /Pencil Checks	Snuggling Target letters 3BT-a	
	3	Review use of Animal positions	Abracadabra Family: g s q	Monkey Smile targets in 3BT	Snuggling Target letters 3BT-a	
	4	3 Friends chats/Finger workout	Window Cleaner Family	Pencil Pick Up/ Pencil Checks	Snuggling Target letters 3BT-a	
	5	Review use of Animal positions	Fisher Family & Squirter	Monkey Smile targets in 3BT	Snuggling Target letters 3BT-a	
	6	Review/Check Writing Positions	Slider Family	Pencil Pick Up/Pencil Checks	Snuggling Target letters 3BT-a	
			<b>Focus: Strength &amp; Dexterity</b>	<b>Focus: Pairs &amp; Numbers</b>	<b>Focus: Pencil Hold Maintenance</b>	<b>Focus: Snuggling/spacing</b>
	7	Review provision/Set Strength targets	Pushing Numbers	Review Pencil Hold progress	Doodle Trails/patterns	
	8	Review/Check Writing Positions	Pulling Numbers	Pencil Helpers: review use	Doodle Trails/patterns	
	9	Review use of Animal positions	Jumper Family: Target pairs	Monkey Smile targets in 3BT	Snuggling/spacing pairs	
	10	Integrate Coin-challenge/Finger Workout	Abracadabra Family: Target pairs	Pencil Pick Up/Pencil Checks	Snuggling/spacing pairs	
	11	Hand strength/Dexterity targets	Window Cleaner Family: Target pairs	Pencil Pick Up/Pencil Checks	Snuggling/spacing pairs	
12	Set Strength targets for holiday	Fisher Family & Squirter: Target pairs	Pencil Pick Up/Pencil Checks	Snuggling/spacing pairs		
		<b>Focus: Strength/ Writing Position</b>	<b>Focus: Capitals &amp; words</b>	<b>Focus: Pencil Pick Up routine</b>	<b>Focus: Snuggling/spacing</b>	
Term 3 overview	1	Review provision/Set Strength targets	Slider Family: Target pairs	Review Pencil Hold progress	Snuggling/spacing pairs	
	2	Review/Check Writing Positions	Capitals: Straight lines group	Pencil Pick Up/Pencil Checks	Snuggling/spacing	
	3	Review use of Animal positions	Capitals: Curved lines group	Monkey Smile targets in 3BT	Snuggling/spacing	
	4	Integrate Coin-challenge/Finger Workout	Capitals: Lines then Curves group	Pencil Pick Up/Pencil Checks	Snuggling/spacing	
	5	Review/Check Writing Positions	Capitals: Sliding lines group	Monkey Smile targets in 3BT	Snuggling/spacing	
	6	Hand strength/Dexterity targets	Abracadabra Fam & HF words List 1	Pencil Pick Up/Pencil Checks	Snuggling into words	
			<b>Focus: Strength &amp; Dexterity</b>	<b>Focus: Words &amp; Numbers</b>	<b>Focus: Pencil Hold Maintenance</b>	<b>Focus: Snuggling words</b>
	7	Review provision/Set Strength targets	Window Cleaner Fam & HF words List 2	Review Pencil Hold progress	Snuggling into words	
	8	Review/Check Writing Positions	Squirter and HF words List 3	Pencil Helpers: review use	Snuggling into words	
	9	Review use of Animal positions	Fisher Fam and HF words List 4	Monkey Smile targets in 3BT	Snuggling into words	
	10	Hand strength/Dexterity targets	Slider Fam & HF words List 5	Pencil Pick Up/Pencil Checks	Snuggling into words	
	11	Integrate Coin-challenge	Pushing Numbers	Monkey Smile targets in 3BT	Feeling Flow trails	
12	Set Strength targets for holiday	Pulling Numbers	Pencil Pick Up/Pencil Checks	Feeling Flow trails		




Kinetic Letters Year 1 Planning Summary

	wk	Focus: Strength. Writing Position	Focus: Single letters & Pairs	Focus: Pencil Pick-up routine	Focus: Feeling Flow/doodle trail	
Term 1 overview	1	Writing positions & Slide-Slope-Push	Tree. 6 Moves. Jumper: h n	Pencil Pick Up	Feeling Flow: sensation & language	
	2	Animal positions: integrate	Jumper Family	Pencil Helper: review use /add weights	Enabling Flow	
	3	Floor Push-Ups. Monkey bars	Jumper Family	Pencil Pick Up/Pencil Checks	Rhythm & Flow in letters	
	4	Clapping games. Crawling activities	Abracadabra Family	Monkey Smile targets in 3BT	Rhythm & Flow in letters	
	5	Dexterity. Coin-challenge. Finger workouts	Abracadabra Family	Pencil Pressure: checks	Rhythm & Flow in letters	
	6	Writing Positions: check/review	Window Cleaner Family	Pencil Pick Up/Pencil Checks	Rhythm & Flow in letters	
			<b>Focus: Strength &amp; Dexterity</b>	<b>Focus: Single/Pairs. Numbers</b>	<b>Focus: Pencil Checks</b>	<b>Flow &amp; Speed</b>
	7	Review/Set Strength targets for BOGOF	Special Squirter	Pencil Pick Up/Pencil Checks	Rhythm & increase speed	
	8	Writing positions & Slide-Slope-Push	Fisher Family	Monkey Smile targets in 3BT	Rhythm & increase speed	
	9	Animal positions: integrate/add targets	Slider Family	Pencil Hold: review progress	Rhythm & increase speed	
	10	Coin-challenge: integrate. Finger workouts	Jumper Family & Family Challenge 2	Monkey Smile targets in classwork	Doodle Trails	
	11	Crawling/Meerkat/Lizard: in PE & class	Pushing numbers	Pencil Helpers: review use of weights	Doodle Trails	
12	Strength targets: set for holiday	Pulling numbers	Monkey Smile targets (numbers 3BT)	Doodle Trails		
		<b>Focus: Strength. Writing Position</b>	<b>Focus: Capitals</b>	<b>Focus: Pencil Pick Up routine</b>	<b>Focus: Snuggling/Spacing</b>	
Term 2 overview	1	Review/Set Strength targets for BOGOF	Abracadabra Fa & Family Challenge 2	Pencil Hold: review progress/use of weights	Snuggling letters	
	2	Writing positions & Slide-Slope-Push	Window Cleaner Fam & Fam Challenge 2	Pencil Pick Up/Pencil Checks	Enabling Flow	
	3	Animal positions: integrate	Capitals: Straight Lines group	Monkey Smile targets in 3BT	Snuggling/Spacing	
	4	Coin-challenge: integrate. Finger workouts	Capitals: Curved Lines group	Pencil workouts	Snuggling/Spacing	
	5	Lizard Position: integrate use	Capitals: Lines then Curves group	Pencil Helpers: review use	Enabling Flow	
	6	Writing positions & Slide-Slope-Push	Capitals: Sliding Lines	Monkey Smile targets in classwork	Enabling Flow	
			<b>Focus: Strength &amp; Dexterity</b>	<b>Focus: Pairs/Words</b>	<b>Focus: Pencil Checks</b>	<b>Focus: Snuggle Pairs/Words</b>
	7	Review/Set Strength targets for BOGOF	Jumper Family	Pencil Hold: review progress/use of weights	Snuggling/Spacing	
	8	Writing positions & Slide-Slope-Push	Abracadabra Family	Pencil Pick Up/Pencil Checks	Enabling Flow	
	9	Animal positions: integrate	Window Cleaner Family	Monkey Smile targets	Enabling Flow	
	10	Writing Positions & Slide-Slope-Push	Special Squirter	Pencil workouts	Snuggling/Spacing	
	11	Crawling/Meerkat/Lizard: in PE & class	Fisher Family	Pencil Helpers: review use	Snuggling/Spacing	
12	Strength targets: set for holiday	Slider Family	Monkey Smile targets	Snuggling/Spacing		
		<b>Focus: Strength. Writing Position</b>	<b>Focus: Words</b>	<b>Focus: Pencil Pick Up</b>	<b>Focus: Flow &amp; Speed</b>	
Term 3 overview	1	Review/Set Strength targets for BOGOF	Abracadabra Family and HF words List 1	Pencil Hold: review progress/use of weights	Doodle patterns	
	2	Writing Positions & Slide-Slope-Push	Window Cleaner Fam & HF words List 2	Pencil Pick Up/Pencil Checks	Snuggling into words	
	3	Animal positions: integrate	Squirter and HF words List 3	Monkey Smile targets	Spacing between words	
	4	Writing positions & Slide-Slope-Push	Fisher Fam & HF words List 4	Pencil workouts	Snuggling into words	
	5	Lizard Position: integrate use	Slider Fam & HF words List 5	Pencil Helpers: review use	Spacing between words	
	6	Finger workouts	Abracadabra Family and HF words List 1	Monkey Smile targets	Snuggling into words	
			<b>Focus: Strength &amp; Dexterity</b>	<b>Focus: Numbers &amp; Capitals</b>	<b>Focus: Pencil Checks</b>	<b>Focus: Snuggle Pairs/Words</b>
	7	Review/Set Strength targets for BOGOF	Pushing Numbers	Pencil Hold: review progress	Speed & Flow in Numbers	
	8	Writing positions & Slide-Slope-Push	Pulling Numbers	Pencil Pick Up/Pencil Checks	Speed & Flow in Numbers	
	9	Animal positions: integrate	Capitals: Straight Lines group	Pencil workouts	Speed & Flow in Capitals	
	10	Writing Positions - ADC	Capitals: Curved Lines group	Pencil Pick Up/Pencil Checks	Speed & Flow in Capitals	
	11	Crawling/Meerkat/Lizard: in PE & class	Capitals: Lines then Curves group	Finger/Pencil workouts	Doodle Trails	
12	Strength targets: set for holiday	Capitals: Sliding Lines	Monkey Smile targets	Doodle Trails		




Kinetic Letters Year 2 Planning Summary

	wk	Focus: Strength & Writing Position	Focus: Target letters/Pairs/Words	Focus: Refined Finger Movements	Focus: Flow patterns	
Term 1 overview	1	Writing positions & Slide-Slope-Push	Tree. Quick Tree & 6 Moves	Pencil Hold- ADC & review use of weights	Flow: Feeling, Enabling & Doodle Trails	
	2	Rice-Marble-Tap role play	Jumper Family & Challenge 9	Pencil Pick Up & Pencil Checks	Fluency Targets: ADC	
	3	Animal positions as BOGOF	Abracadabra Family & Challenge 9	Monkey Smile targets in RFM sheet	Fluency Targets: ADC	
	4	Writing positions- ADC	Window Cleaner Family & Challenge 9	Pencil workouts & RFM	3 Colour Check - Spacing	
	5	Slide-Slope-Push	Fisher Family & Squirter & Challenge 9	Monkey Smile targets in classwork	- Grounding	
	6	Strength targets- BOGOF & PE	Slider Family & Challenge 9	Pencil Pick Up & Pencil Checks	- Heights	
			<b>Focus: Strength &amp; Writing Position</b>	<b>Focus: Numbers. Capitals</b>	<b>Focus: Pencil Hold &amp; RFM</b>	<b>Focus: Flow/Joining programme</b>
	7	Writing positions- ADC	Pushing numbers	Pencil Hold- ADC & review use of weights	RFM sheet: Movement in squares	
	8	Slide-Slope-Push- ADC	Pulling numbers	Pencil Pick Up & Pencil Checks	RFM sheet: Flow Patterns	
	9	Animal positions as BOGOF	Capitals: Straight Lines	Monkey Smile targets in 3BT	RFM sheet: Flow Patterns	
	10	Writing positions- ADC	Capitals: Curved Lines	Pencil workouts & RFM	Joining prog intro: Joiners & Breakers	
	11	Slide-Slope-Push- ADC	Capitals: Lines then Curves	Monkey Smile targets in classwork	Joining prog intro: Overwrite-Freewrite	
12	Strength targets- BOGOF & PE	Capitals: Sliding Lines	Pencil Pick Up & Pencil Checks	Joining prog intro: Extra Breakfast		
		<b>Focus: Strength &amp; Writing Position</b>	<b>Focus: Letter Families - revision</b>	<b>Focus: Pencil Hold &amp; RFM</b>	<b>Focus: Joining programme</b>	
Term 2 overview	1	Writing positions & Slide-Slope-Push	Window Cleaner/Jumper	Pencil Hold- ADC & review use of weights	Joining Programme: wk 1	
	2	Rice-Marble-Tap role play	Window Cleaner/Jumper	Pencil Pick Up & Pencil Checks	Joining Programme: wk 2	
	3	Animal positions as BOGOF	Window Cleaner/Jumper	Monkey Smile targets in 3BT	Joining Programme: wk 3	
	4	Writing positions- ADC	Window Cleaner/Jumper	Pencil workouts & RFM	Joining Programme: wk 4	
	5	Slide-Slope-Push	Abracadabra/Jumper	Monkey Smile targets in classwork	Joining Programme: wk 5	
	6	Strength targets- BOGOF & PE	Window Cleaner/Abracadabra	Pencil Pick Up & Pencil Checks	Joining Programme: wk 6	
			<b>Focus: Strength &amp; Writing Position</b>	<b>Focus: Letter Families - revision</b>	<b>Focus: Pencil Hold &amp; RFM</b>	<b>Focus: Joining programme</b>
	7	Writing positions- ADC	Abracadabra	Pencil Hold- ADC & review use of weights	Joining Programme: wk 7	
	8	Slide-Slope-Push- ADC	Squirter/Window Cleaner/Jumper	Pencil Pick Up & Pencil Checks	Joining Programme: wk 8	
	9	Animal positions as BOGOF	Squirter/Fisher/Slider	Monkey Smile targets in 3BT	Joining Programme: wk 9	
	10	Writing positions- ADC	Slider/Abracadabra/Fisher	Pencil workouts & RFM	Joining Programme: wk 10	
	11	Slide-Slope-Push- ADC	Abracadabra/Slider/Fisher	Monkey Smile targets in classwork	Joining Programme: wk 11	
12	Strength targets- BOGOF & PE	Abracadabra/Squirter	Pencil Pick Up & Pencil Checks	Joining Programme: wk 12		
		<b>Focus: Strength &amp; Writing Position</b>	<b>Focus: Letter Families - revision</b>	<b>Focus: Pencil Hold &amp; RFM</b>	<b>Focus: Joining programme</b>	
Term 3 overview	1	Writing positions & Slide-Slope-Push	Jumper Family & Challenges 2,3,4	Pencil Hold- ADC & review use of weights	Revisit: Charts 1, 2, 3	
	2	Rice-Marble-Tap role play	Abracadabra Fam & Challenges 2,3,4,	Pencil Pick Up & Pencil Checks	Revisit: Charts 4, 5, 6	
	3	Animal positions as BOGOF	Window Cleaners & Challenges 2, 3, 4	Monkey Smile targets in 3BT	Revisit: Charts 7, 8	
	4	Writing positions- ADC	Squirter & Challenges 6, 9	Pencil workouts & RFM	Revisit: Chart 9	
	5	Slide-Slope-Push	Fisher Fam & Challenges 2, 3, 4	Monkey Smile targets in classwork	Revisit: Charts 10, 11	
	6	Strength targets- BOGOF & PE	Slider Fam & Challenges 2, 3, 4	Pencil Pick Up & Pencil Checks	Revisit: Charts 12, 13, 14	
			<b>Focus: Strength &amp; Writing Position</b>	<b>Focus: Numbers &amp; Capitals</b>	<b>Focus: Pencil Hold &amp; RFM</b>	<b>Focus: Joining programme</b>
	7	Writing positions- ADC	Pulling numbers	Pencil Hold- ADC & review use of weights	Revisit: Charts 15, 16, 17	
	8	Slide-Slope-Push- ADC	Pushing numbers	Pencil Pick Up & Pencil Checks	Revisit: Charts 18, 19, 20	
	9	Animal positions as BOGOF	Capitals: Straight Lines group	Monkey Smile targets in 3BT	Revisit: Charts 21, 22	
	10	Writing positions- ADC	Capitals: Curved Lines group	Pencil workouts & RFM	Revisit: Charts 23, 24, 25	
	11	Slide-Slope-Push- ADC	Capitals: Lines then Curves group	Monkey Smile targets in classwork	Revisit: Charts 26, 27	
12	Strength targets- BOGOF & PE	Capitals: Sliding Lines group	Pencil Pick Up & Pencil Checks	Revisit: Charts 28, 29, 30		



Kinetic Letters Year 3 Planning Summary

	wk	Focus: Strength & Writing Position	Revise Letter Families for Joining	Focus: Pencil Hold Maintenance	Focus: Joining programme	
Term 1 overview	1	Writing positions & Slide-Slope-Push	Jumper Family & Challenge 5	Pencil Hold- ADC & review use of weights	Fluency Targets	
	2	Rice-Marble-Tap role play	Abracadabra Family & Challenge 5	Pencil Pick Up & Pencil Checks	3 Colour Checks	
	3	Animal positions as BOGOF	Window Cleaner Family & Challenge 5	Monkey Smile targets in RFM sheet	Joining Prog- Break letters	
	4	Writing positions- ADC	Squirtter & Challenge 5	Pencil workouts & RFM sheet	Joining Prog- Overwrite-Freewrite	
	5	Slide-Slope-Push	Fisher Family & Challenge 5	Monkey Smile targets in classwork	Joining Programme: wk 1	
	6	Strength targets- BOGOF & PE	Slider Family & Challenge 5	Pencil Pick Up & Pencil Checks	Joining Programme: wk 2	
			<b>Focus: Strength &amp; Writing Position</b>	<b>Focus: Letter Families - revision</b>	<b>Focus: Pencil Hold &amp; RFM</b>	<b>Focus: Joining programme</b>
	7	Writing positions- ADC	Window Cleaner/Jumper	Pencil Hold- ADC & review use of weights	Joining Programme: wk 3	
	8	Slide-Slope-Push- ADC	Window Cleaner/Jumper	Pencil Pick Up & Pencil Checks	Joining Programme: wk 4	
	9	Animal positions as BOGOF	Abracadabra/Jumper	Monkey Smile targets in 3BT	Joining Programme: wk 5	
	10	Writing positions- ADC	Window Cleaner/Abracadabra	Pencil workouts & RFM	Joining Programme: wk 6	
	11	Slide-Slope-Push- ADC	Abracadabra	Monkey Smile targets in classwork	Joining Programme: wk 7	
12	Strength targets- BOGOF & PE	Squirtter/Window Cleaner/Jumper	Pencil Pick Up & Pencil Checks	Joining Programme: wk 8		
		<b>Focus: Strength &amp; Writing Position</b>	<b>Focus: Letter Families - revision</b>	<b>Focus: Pencil Hold &amp; RFM</b>	<b>Focus: Joining programme</b>	
Term 2 overview	1	Writing positions & Slide-Slope-Push	Squirtter/Fisher/Slider	Pencil Hold- ADC & review use of weights	Joining Programme: wk 9	
	2	Rice-Marble-Tap role play	Slider/Abracadabra/Fisher	Pencil Pick Up & Pencil Checks	Joining Programme: wk 10	
	3	Animal positions as BOGOF	Abracadabra/Slider/Fisher	Monkey Smile targets in 3BT	Joining Programme: wk 11	
	4	Writing positions- ADC	Abracadabra/Squirtter	Pencil workouts & RFM sheet	Joining Programme: wk 12	
	5	Slide-Slope-Push	Letter Family Challenge 6	Monkey Smile targets in classwork	Joining Programme: Chart 30	
	6	Strength targets- BOGOF & PE	Letter Family Challenge 7	Pencil Pick Up & Pencil Checks	3 Colour Checks	
			<b>Focus: Strength &amp; Writing Position</b>	<b>Focus: Numbers &amp; Capitals - revision</b>	<b>Focus: Pencil Hold &amp; RFM</b>	<b>Focus: RFM &amp; Flow patterns</b>
	7	Writing positions- ADC	Pulling Numbers	Pencil Hold- ADC & review use of weights	Revisit: Charts 1, 2, 3	
	8	Slide-Slope-Push- ADC	Pushing Numbers	Pencil Pick Up & Pencil Checks	Revisit: Charts 4, 5, 6	
	9	Animal positions as BOGOF	Capitals: Straight Lines	Monkey Smile targets in 3BT	Revisit: Charts 7, 8	
	10	Writing positions- ADC	Capitals: Curved Lines	Pencil workouts & RFM sheet	Revisit: Chart 9	
	11	Slide-Slope-Push- ADC	Capitals: Lines then Curves	Monkey Smile targets in classwork	Revisit: Charts 10, 11	
12	Strength targets- BOGOF & PE	Capitals: Sliding Lines	Pencil Pick Up & Pencil Checks	Revisit: Charts 12, 13, 14		
		<b>Focus: Strength &amp; Writing Position</b>	<b>Focus: Letter Families - ADC</b>	<b>Focus: Pencil Hold &amp; RFM</b>	<b>Focus: Joining programme</b>	
Term 3 overview	1	Writing positions & Slide-Slope-Push	Letter Family Challenge 6	Pencil Hold- ADC & review use of weights	Revisit: Charts 15, 16, 17	
	2	Rice-Marble-Tap role play	Letter Family Challenge 7	Pencil Pick Up & Pencil Checks	Revisit: Charts 18, 19, 20	
	3	Animal positions as BOGOF	Letter Family Challenge 2	Monkey Smile targets in 3BT	Revisit: Charts 21, 22	
	4	Writing positions- ADC	Letter Family Challenge 8	Pencil workouts & RFM sheets	Revisit: Charts 23, 24, 25	
	5	Slide-Slope-Push	Letter Family Challenge 7	Monkey Smile targets in classwork	Revisit: Charts 26, 27	
	6	Strength targets- BOGOF & PE	Letter Family Challenge 8	Pencil Pick Up & Pencil Checks	Revisit: Charts 28, 29	
			<b>Focus: Strength &amp; Writing Position</b>	<b>Focus: Numbers &amp; Capitals - ADC</b>	<b>Focus: Pencil Hold &amp; RFM</b>	<b>Focus: Joining programme</b>
	7	Writing positions- ADC	Capitals: Straight Lines	Pencil Hold- ADC & review use of weights	Revisit: Chart 30/shared Crossbar	
	8	Slide-Slope-Push- ADC	Capitals: Curved Lines	Pencil Pick Up & Pencil Checks	More Sky above the Tree	
	9	Animal positions as BOGOF	Capitals: Lines then Curves	Monkey Smile targets in 3BT	3 Colour Checks	
	10	Writing positions- ADC	Capitals: Sliding Lines	Pencil workouts & RFM sheets	RFM & Flow Patterns 1, 2	
	11	Slide-Slope-Push- ADC	Pushing Numbers	Monkey Smile targets in classwork	RFM & Flow Patterns 3, 4	
12	Strength targets- BOGOF & PE	Pulling Numbers	Pencil Pick Up & Pencil Checks	RFM & Flow Pattern 5, 6, 7		



Kinetic Letters Years 4-6 Planning Summary

	wk	Focus: Strength & Writing position	Focus: Letter Formation	Focus: Pencil Hold maintenance	Focus: Flow/Fluency Targets	
Term 1 overview	1	Writing positions & Slide-Slope-Push	Jumper Family & Challenge 5	Pencil Hold- ADC & review use of weights	Fluency Targets	
	2	Rice-Marble-Tap role play	Abracadabra Family & Challenge 5	Pencil Pick Up & Pencil Checks	3 Colour Checks	
	3	Animal positions as BOGOF	Window Cleaner Family & Challenge 5	Monkey Smile targets in RFM sheet	Spacing	
	4	Writing positions- ADC	Squirtter & Challenge 5	Pencil workouts & RFM sheet	Grounding. Heights	
	5	Slide-Slope-Push	Fisher Family & Challenge 5	Monkey Smile targets in classwork	Overwrite-Freewrite & Break Letters	
	6	Strength targets- BOGOF & PE	Slider Family & Challenge 5	Pencil Pick Up & Pencil Checks	Extra Breakfast/Joining Prompt	
			<b>Focus: Strength &amp; Writing Position</b>	<b>Focus: Numbers &amp; Capitals - revision</b>	<b>Focus: Pencil Hold &amp; RFM</b>	<b>Focus: Joining programme</b>
	7	Writing positions- ADC	Pulling Numbers	Pencil Hold- ADC & review use of weights	Revisit: Charts 1, 2, 3	
	8	Slide-Slope-Push- ADC	Pushing Numbers	Pencil Pick Up & Pencil Checks	Revisit: Charts 4, 5, 6	
	9	Animal positions as BOGOF	Capitals: Straight Lines	Monkey Smile targets in 3BT	Revisit: Charts 7, 8	
	10	Writing positions- ADC	Capitals: Curved Lines	Pencil workouts & RFM	Revisit: Chart 9	
	11	Slide-Slope-Push- ADC	Capitals: Lines then Curves	Monkey Smile targets in classwork	Revisit: Charts 10, 11	
12	Strength targets- BOGOF & PE	Capitals: Sliding Lines	Pencil Pick Up & Pencil Checks	Revisit: Charts 12, 13, 14		
		<b>Focus: Strength &amp; Writing Position</b>	<b>Focus: Letter Families - ADC</b>	<b>Focus: Pencil Hold &amp; RFM</b>	<b>Focus: Joining programme</b>	
Term 2 overview	1	Writing positions & Slide-Slope-Push	Letter Family Challenge 6	Pencil Hold- ADC & review use of weights	Revisit: Charts 15, 16, 17	
	2	Rice-Marble-Tap role play	Letter Family Challenge 7	Pencil Pick Up & Pencil Checks	Revisit: Charts 18, 19, 20	
	3	Animal positions as BOGOF	Letter Family Challenge 2	Monkey Smile targets in 3BT	Revisit: Charts 21, 22	
	4	Writing positions- ADC	Letter Family Challenge 8	Pencil workouts & RFM sheet	Revisit: Charts 23, 24, 25	
	5	Slide-Slope-Push	Letter Family Challenge 7	Monkey Smile targets in classwork	Revisit: Charts 26, 27, 28	
	6	Strength targets- BOGOF & PE	Letter Family Challenge 8	Pencil Pick Up & Pencil Checks	Revisit: Charts 28, 29, 30	
			<b>Focus: Strength &amp; Writing Position</b>	<b>Focus: Numbers &amp; Capitals - revision</b>	<b>Focus: Pencil Hold &amp; RFM</b>	<b>Focus: Fluency Targets</b>
	7	Writing positions- ADC	Pulling Numbers	Pencil Hold- ADC & review use of weights	Fluency Targets	
	8	Slide-Slope-Push- ADC	Pushing Numbers	Pencil Pick Up & Pencil Checks	RFM - Pattern 2 & 3 Colour Checks	
	9	Animal positions as BOGOF	Capitals: Straight Lines	Monkey Smile targets in 3BT	RFM -Pattern 3 & Spacing	
	10	Writing positions- ADC	Capitals: Curved Lines	Pencil workouts & RFM sheet	RFM - Pattern 4 & Grounding/Heights	
	11	Slide-Slope-Push- ADC	Capitals: Lines then Curves	Monkey Smile targets in classwork	3 Colour Checks	
12	Strength targets- BOGOF & PE	Capitals: Sliding Lines	Pencil Pick Up & Pencil Checks	Prepare-Overwrite-Freewrite/Break L'rs		
		<b>Focus: Strength &amp; Writing Position</b>	<b>Focus: Letter Families - ADC</b>	<b>Focus: Pencil Hold &amp; RFM</b>	<b>Focus: Joining programme</b>	
Term 3 overview	1	Writing positions & Slide-Slope-Push	Letter Family Challenge 6	Pencil Hold- ADC & review use of weights	Revisit: Charts 1, 2, 3	
	2	Rice-Marble-Tap role play	Letter Family Challenge 7	Pencil Pick Up & Pencil Checks	Revisit: Charts 4, 5, 6	
	3	Animal positions as BOGOF	Letter Family Challenge 2	Monkey Smile targets in 3BT	Revisit: Charts 7, 8	
	4	Writing positions- ADC	Letter Family Challenge 8	Pencil workouts & RFM sheets	Revisit: Chart 9	
	5	Slide-Slope-Push	Letter Family Challenge 7	Monkey Smile targets in classwork	Revisit: Charts 10, 11	
	6	Strength targets- BOGOF & PE	Letter Family Challenge 8	Pencil Pick Up & Pencil Checks	Revisit: Charts 12, 13, 14	
			<b>Focus: Strength &amp; Writing Position</b>	<b>Focus: Capitals &amp; Numbers- ADC</b>	<b>Focus: Pencil Hold &amp; RFM</b>	<b>Focus: Joining programme</b>
	7	Writing positions- ADC	Capitals: Straight Lines	Pencil Hold- ADC & review use of weights	Revisit: Charts 15, 16, 17	
	8	Slide-Slope-Push- ADC	Capitals: Curved Lines	Pencil Pick Up & Pencil Checks	Revisit: Charts 18, 19, 20	
	9	Animal positions as BOGOF	Capitals: Lines then Curves	Monkey Smile targets in 3BT	Revisit: Charts 21, 22	
	10	Writing positions- ADC	Capitals: Sliding Lines	Pencil workouts & RFM sheets	Revisit: Charts 23, 24, 25	
	11	Slide-Slope-Push- ADC	Pushing Numbers	Monkey Smile targets in classwork	Revisit: Charts 26, 27, 28	
12	Strength targets- BOGOF & PE	Pulling Numbers	Pencil Pick Up & Pencil Checks	Revisit: Charts 28, 29, 30		